

## Accurate data-driven decisions

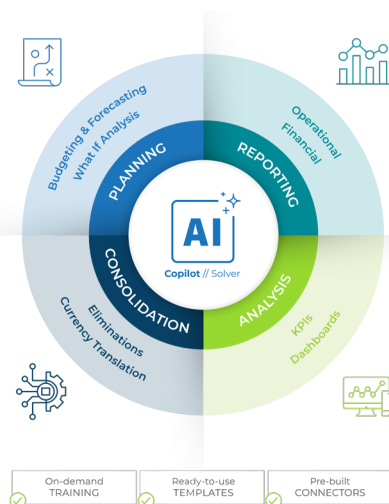
Integrated with Sage, Solver is a cloud-based extended financial planning and analysis (xFP&A) solution that leverages patented QuickStart integration technology to enable immediate access to ready-to-use reporting and planning templates. Achieve faster and better business decisions across the entire organization today!

- Simplify financial planning and analysis (FP&A) tasks
- Consolidate all your key data sources into a single tool for streamlined reporting and analysis
- Leverage an easy-to-use, Excel add-in report designer that provides a familiar user experience with drag and drop simplicity
- Anytime, anywhere reports access with drill-down capabilities through a modern web-based portal
- Automate time-consuming budgeting and forecasting processes with dynamic driver-based models
- Streamline consolidations across different accounting systems - automate intercompany eliminations and record necessary adjustments
- Quickly adjust to change with adaptive forecasting
- Facilitate data-driven decisions with advanced reporting capabilities

## Flexible and Scalable Licensing

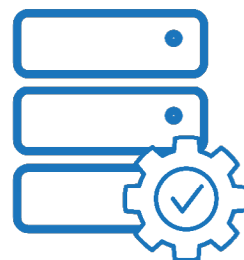
The Solver Suite is a comprehensive foundational set of core features that delivers AI-accelerated capabilities for data warehousing, planning, reporting, consolidation and analysis.

User access is flexible and scalable, with roles available for Standard Users, Contributors, and Viewers, allowing organizations to tailor access based on individual needs.



**QuickStart integration with**  
Sage Intacct and pre-built  
integrations for Sage 100, Sage 300,  
Sage 500, and Sage X3.

**Sage Tech Partner**



**Single Source  
of Truth**

for executives, managers, and  
other key stakeholders.

Thousands of customers trust  
Solver to accelerate intelligent  
decisions.



**Efficient**



**Flexible**



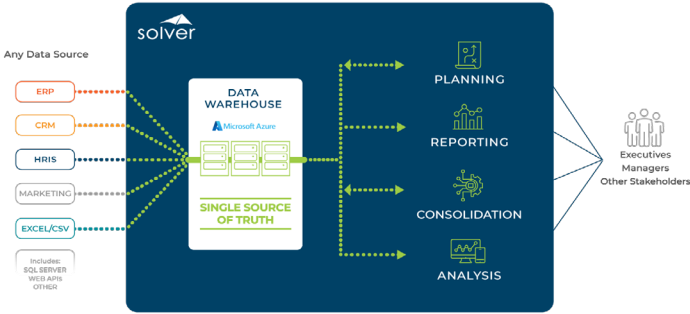
**Accurate**



**Intelligent**

# Effortlessly consolidate data

Solver is redefining the category of cloud-based reporting and planning and provides a user-friendly data warehouse that is built on the Microsoft SQL Azure platform. Solver takes away the complex, expensive implementation of a “homegrown” data warehouse, and instead allows users to access GL data in days, versus weeks or months. Solver combines financial and other key data into a single solution, powered by the most flexible report and planning form designer on the market. Streamlining financial and operational reports, consolidations, budgeting and forecasting processes.



# Drive intelligent decisions with ready-to-use marketplace templates

Solver is designed to meet the reporting needs of all employees. Meet all your reporting needs on day one with ready-to use reports, planning forms, and dashboard templates from the Solver Template Marketplace or create ad-hoc and custom reports to fit specific requirements.

## Profitability analysis dashboard



## Profit & loss variance report

P&L Act YTD, Budget Rest of Year																		
Projected revenue for this year is trending to be \$16,195,024 versus Last Year at \$16,167,715 which will be an increase of 1.4%, and the Net Profit will be \$3,646,733, which will be a decrease of -13.3%.																		
Account No.	Description	Year to Date	Jan-2021	Feb-2021	Mar-2021	Apr-2021	May-2021	Jun-2021	Jul-2021	Aug-2021	Sep-2021	Oct-2021	Nov-2021	Dec-2021	2021	2022	Variance	Var %
<b>REVENUE</b>																		
00000	Product Revenue	5,547,292	676,900	682,309	678,564	779,263	858,380	9,530,598	9,483,643	12,787	6,010	12,787	6,010	12,787	9,483,643	9,483,643	12,787	0.13%
00000	Service Revenue	5,208,938	630,889	637,992	634,803	688,274	788,564	8,985,388	8,985,388	12,787	6,010	12,787	6,010	12,787	8,985,388	8,985,388	12,787	0.14%
00000	Maintenance Revenue	544,996	70,000	70,000	70,000	70,000	70,000	70,000	70,000	70,000	70,000	70,000	70,000	70,000	70,000	70,000	70,000	0.00%
00000	Total Revenue	11,301,226	1,377,789	1,390,291	1,383,367	1,536,537	1,716,944	19,596,086	19,542,431	25,581	12,020	25,581	12,020	25,581	19,542,431	19,542,431	25,581	0.13%
00000	Total Other Revenue	466,271	38,204	38,204	38,204	38,204	38,204	38,204	38,204	38,204	38,204	38,204	38,204	38,204	38,204	38,204	38,204	0.00%
00000	Total Revenue	11,767,497	1,415,993	1,428,495	1,421,571	1,574,741	1,755,148	19,974,290	19,980,635	25,619	12,040	25,619	12,040	25,619	19,980,635	19,980,635	25,619	0.13%
<b>COST OF GOODS SOLD</b>																		
00000	Total Cost of Goods Sold	5,208,938	630,889	637,992	634,803	688,274	788,564	8,985,388	8,985,388	12,787	6,010	12,787	6,010	12,787	8,985,388	8,985,388	12,787	0.14%
00000	Total Revenue	11,767,497	1,415,993	1,428,495	1,421,571	1,574,741	1,755,148	19,974,290	19,980,635	25,619	12,040	25,619	12,040	25,619	19,980,635	19,980,635	25,619	0.13%
00000	Total Cost of Goods Sold	5,208,938	630,889	637,992	634,803	688,274	788,564	8,985,388	8,985,388	12,787	6,010	12,787	6,010	12,787	8,985,388	8,985,388	12,787	0.14%
00000	Total Profit	6,558,559	785,104	790,503	786,768	886,477	966,584	10,988,902	10,995,247	12,832	6,030	12,832	6,030	12,832	10,995,247	10,995,247	12,832	0.12%
<b>OPERATING EXPENSES</b>																		
00000	Full Time Salary	2,207,008	271,008	288,000	288,000	288,000	248,916	238,988	235,988	235,988	235,988	235,988	235,988	235,988	2,207,008	2,207,008	12,000	0.54%
00000	Full Time - Commission	281,349	33,330	33,330	33,330	33,330	16,627	18,333	19,117	21,437	21,437	21,437	21,437	21,437	281,349	281,349	1,000	0.35%
00000	Part Time Salary	319,487	24,407	22,002	22,412	23,200	23,400	23,900	23,900	23,900	23,900	23,900	23,900	23,900	319,487	319,487	1,000	0.31%
00000	Part Time - Overtime	4,000	4,000	5,000	5,000	5,000	5,000	5,000	5,000	5,000	5,000	5,000	5,000	5,000	4,000	4,000	0	0.00%
00000	Part Time - Bonus	10,533	7,461	6,000	7,500	7,500	7,500	7,500	7,500	7,500	7,500	7,500	7,500	7,500	10,533	10,533	0	0.00%
00000	Part Time - Payroll	10,533	7,461	6,000	7,500	7,500	7,500	7,500	7,500	7,500	7,500	7,500	7,500	7,500	10,533	10,533	0	0.00%
00000	Payroll Taxes - FICA	71,682	5,000	5,000	5,000	5,000	5,000	5,000	5,000	5,000	5,000	5,000	5,000	5,000	71,682	71,682	0	0.00%
00000	Payroll Taxes - SUTA	70,999	5,000	5,000	5,000	5,000	5,000	5,000	5,000	5,000	5,000	5,000	5,000	5,000	70,999	70,999	0	0.00%
00000	Payroll Taxes - Workers Compensation	4,000	3,000	3,000	3,000	3,000	3,000	3,000	3,000	3,000	3,000	3,000	3,000	3,000	4,000	4,000	0	0.00%
00000	Benefit	9,475	5,000	5,000	5,000	5,000	5,000	5,000	5,000	5,000	5,000	5,000	5,000	5,000	9,475	9,475	0	0.00%
00000	Total Salaries and Benefits	4,346,962	397,200	394,000	394,000	394,000	430,539	430,124	430,124	430,124	430,124	430,124	430,124	430,124	4,346,962	4,346,962	0	0.00%
00000	Total Salaries and Marketing	5,485,990	492,200	492,200	492,200	492,200	492,200	492,200	492,200	492,200	492,200	492,200	492,200	492,200	5,485,990	5,485,990	0	0.00%
00000	Total Travel and Miscellaneous	17,537	2,591	2,591	2,591	2,591	2,591	2,591	2,591	2,591	2,591	2,591	2,591	2,591	17,537	17,537	0	0.00%
00000	Total Professional Fees	275,000	18,379	21,111	20,000	22,670	22,443	276,780	276,780	276,780	276,780	276,780	276,780	276,780	275,000	275,000	1,780	0.65%
00000	Total Bad Debt	1,824	100	100	100	100	100	1,000	1,000	1,000	1,000	1,000	1,000	1,000	1,824	1,824	0	0.00%
00000	Total Office Supplies	13,800	3,001	4,123	3,999	4,400	4,400	4,307	55,340	55,340	55,340	55,340	55,340	55,340	13,800	13,800	0	0.00%
00000	Total Office Supplies	13,800	4,708	4,426	4,776	4,776	4,776	4,776	56,887	56,887	56,887	56,887	56,887	56,887	13,800	13,800	0	0.00%
00000	Total Office Supplies	13,800	4,708	4,426	4,776	4,776	4,776	4,776	56,887	56,887	56,887	56,887	56,887	56,887	13,800	13,800	0	0.00%
00000	Total Office Supplies	13,800	4,708	4,426	4,776	4,776	4,776	4,776	56,887	56,887	56,887	56,887	56,887	56,887	13,800	13,800	0	0.00%
00000	Total Office Supplies	13,800	4,708	4,426	4,776	4,776	4,776	4,776	56,887	56,887	56,887	56,887	56,887	56,887	13,800	13,800	0	0.00%
00000	Total Office Supplies	13,800	4,708	4,426	4,776	4,776	4,776	4,776	56,887	56,887	56,887	56,887	56,887	56,887	13,800	13,800	0	0.00%
00000	Total Office Supplies	13,800	4,708	4,426	4,776	4,776	4,776	4,776	56,887	56,887	56,887	56,887	56,887	56,887	13,800	13,800	0	0.00%
00000	Total Office Supplies	13,800	4,708	4,426	4,776	4,776	4,776	4,776	56,887	56,887	56,887	56,887	56,887	56,887	13,800	13,800	0	0.00%
00000	Total Office Supplies	13,800	4,708	4,426	4,776	4,776	4,776	4,776	56,887	56,887	56,887	56,887	56,887	56,887	13,800	13,800	0	0.00%
00000	Total Office Supplies	13,800	4,708	4,426	4,776	4,776	4,776	4,776	56,887	56,887	56,887	56,887	56,887	56,887	13,800	13,800	0	0.00%
00000	Total Office Supplies	13,800	4,708	4,426	4,776	4,776	4,776	4,776	56,887	56,887	56,887	56,887	56,887	56,887	13,800	13,800	0	0.00%
00000	Total Office Supplies	13,800	4,708	4,426	4,776	4,776	4,776	4,776	56,887	56,887	56,887	56,887	56,887	56,887	13,800	13,800	0	0.00%
00000	Total Office Supplies	13,800	4,708	4,426	4,776	4,776	4,776	4,776	56,887	56,887	56,887	56,887	56,887	56,887	13,800	13,800	0	0.00%
00000	Total Office Supplies	13,800	4,708	4,426	4,776	4,776	4,776	4,776	56,887	56,887	56,887	56,887	56,887	56,887	13,800	13,800	0	0.00%
00000	Total Office Supplies	13,800	4,708	4,426	4,776	4,776	4,776	4,776	56,887	56,887	56,887	56,887	56,887	56,887	13,800	13,800	0	0.00%
00000	Total Office Supplies	13,800	4,708	4,426	4,776	4,776	4,776	4,776	56,887	56,887	56,887	56,887	56,887	56,887	13,800	13,800	0	0.00%
00000	Total Office Supplies	13,800	4,708	4,426	4,776	4,776	4,776	4,776	56,887	56,887	56,887	56,887	56,887	56,887	13,800	13,800	0	0.00%
00000	Total Office Supplies	13,800	4,708	4,426	4,776	4,776	4,776	4,776	56,887	56,887	56,887	56,887	56,887	56,887	13,800	13,800	0	0.00%
00000	Total Office Supplies	13,800	4,708	4,426	4,776	4,776	4,776	4,776	56,887	56,887	56,887	56,887	56,887	56,887	13,800	13,800	0	0.00%
00000	Total Office Supplies	13,800	4,708	4,426	4,776	4,776	4,776	4,776	56,887	56,887	56,887	56,887	56,887	56,887	13,800	13,800	0	0.00%
00000	Total Office Supplies	13,800	4,708	4,426	4,776	4,776	4,776	4,776	56,887	56,887	56,887	56,887	56,887	56,887	13,800	13,800	0	0.00%
00000	Total Office Supplies	13,800	4,708	4,426	4,776	4,776	4,776	4,776	56,887	56,887	56,887	56,887	56,887	56,887	13,800	13,800	0	0.00%
00000	Total Office Supplies	13,800	4,708	4,426	4,776	4,776	4,776	4,776	56,887	56,887	56,887	56,887	56,887	56,887	13,800	13,800	0	0.00%
00000	Total Office Supplies	13,800	4,708	4,426	4,776	4,776	4,776	4,776	56,887	56,887	56,887	56,887	56,887	56,887	13,800	13,800	0	0.00%
00000	Total Office Supplies	13,800	4,708	4,426	4,776	4,776	4,776	4,776	56,887	56,887	56,887	56,887	56,887	56,887	13,800	13,800	0	0.00%
00000	Total Office Supplies	13,800	4,708	4,426	4,776	4,776	4,776	4,776	56,887	56,887	56,887	56,887	56,887	56,887	13,800	13,800	0	0.00%
00000	Total Office Supplies	13,800	4,708	4,426	4,776	4,776	4,776	4,776	56,887	56,887	56,887	56,887	56,887	56,887	13,800	13,800	0	0.00%
00000	Total Office Supplies	13,800	4,708	4,426	4,776	4,776	4,776	4,776	56,887	56,887	56,887	56,887	56,887	56,887	13,800	13,800	0	0.00%
00000	Total Office Supplies	13,800	4,708	4,426	4,776	4,776	4,776	4,776	56,887	56,887	56,887	56,887	56,887	56,887	13,800	13,800	0	0.00%
00000	Total Office Supplies	13,800	4,708	4,426	4,776	4,776	4,776	4,776	56,887	56,887	56,887	56,887	56,887	56,887	13,800	13,800	0	0.00%
00000	Total Office Supplies	13,800	4,708	4,426	4,776	4,776	4,776	4,776	56,887	56,887	56,887	56,887	56,887	56,887	13,800	13,800	0	0.00%
00000	Total Office Supplies	13,800	4,708	4,426	4,776	4,776	4,776	4,776	56,887	56,887	56,887	56,887	56,887	56,887	13,800	13,800	0	0.00%
00000	Total Office Supplies	13,800	4,708	4,426	4,776	4,776	4,776	4,776	56,887	56,887	56,887	56,887	56,887	56,887	13,800	13,800	0	0.00%
00000	Total Office Supplies	13,800	4,708	4,426	4,776	4,776	4,776	4,776	56,887	56,887	56,887	56,887	56,887	56,887	13,800	13,800	0	0.00%
00000	Total Office Supplies	13,800	4,708	4,426	4,776	4,776	4,776	4,776	56,887	56,887	56,8							